

Thank you for purchasing this Factory Service Manual CD/DVD from servicemanuals4u.com.

Please check out our eBay auctions for more great deals on Factory Service Manuals:

servicemanuals4u

maintenance & service guide

Presario 1200 Series


Model XL2, XL201, XL202, XL203, XL204, XL205, XL212, XL220, XL222, XL223, XL3, XL301, XL302, XL303, XL304, XL305, XL307, XL310, XL311, XL312, XL314, XL320, XL323, XL325, XL326, XL327, XL330

Pin Assignments

This appendix provides connector pin assignment tables for Compaq Presario 1200 Series Portable Computers. For more information on connectors, refer to the section on [Rear Connectors](#).

Note: The signals in all tables of this appendix are considered active high unless otherwise indicated by an asterisk (*).

Parallel Connector



Pin Assignments			
Pin	Signal	Pin	Signal
1	Strobe*	10	Acknowledge*
2	Data Bit 0	11	Busy
3	Data Bit 1	12	Paper Out
4	Data Bit 2	13	Select
5	Data Bit 3	14	Auto Linefeed*
6	Data Bit 4	15	Error*
7	Data Bit 5	16	Initialize Printer*
8	Data Bit 6	17	Select In*
9	Data Bit 7	18-25	Signal Ground

* = Active low

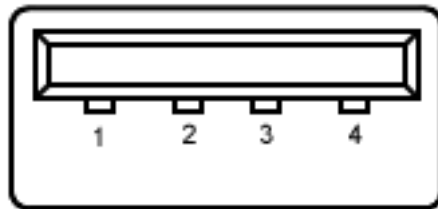
1.800.AT.COMPAQ

maintenance & service guide

Presario 1200 Series


Model XL2, XL201, XL202, XL203, XL204, XL205, XL212, XL220, XL222, XL223,
XL3, XL301, XL302, XL303, XL304, XL305, XL307, XL310, XL311,
XL312, XL314, XL320, XL323, XL325, XL326, XL327, XL330

Universal Serial Bus (USB) Connectors



Pin Assignments			
Pin	Signal	Pin	Signal
1	+5V	3	Data -
2	Data +	4	Ground

External VGA Monitor Connector



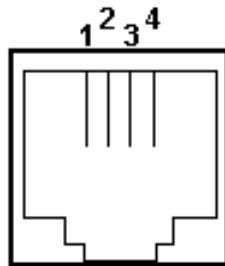
Pin Assignments			
Pin	Signal	Pin	Signal
1	Red Analog	9	+5V
2	Green Analog	10	Ground
3	Blue Analog	11	Monitor Detect
4	Not connected	12	DDC2B Data
5	Ground	13	Horizontal Sync
6	Ground Analog	14	Vertical Sync
7	Ground Analog	15	DDC2B Clock
8	Ground Analog		

maintenance & service guide

Presario 1200 Series

Model XL2, XL201, XL202, XL203, XL204, XL205, XL212, XL220, XL222, XL223, XL3, XL301, XL302, XL303, XL304, XL305, XL307, XL310, XL311, XL312, XL314, XL320, XL323, XL325, XL326, XL327, XL330

Modem Connector



Pin Assignments	
Pin	Signal
1	Unused
2	Tip
3	Ring
4	Unused

Keyboard/Mouse Connector



Pin Assignments			
Pin	Signal	Pin	Signal
1	Data 1	4	+5 V
2	Data 2	5	Clock 1
3	Ground	6	Clock 2