

Thank you for purchasing this Factory Service Manual CD/DVD from servicemanuals4u.com.

Please check out our eBay auctions for more great deals on Factory Service Manuals:

servicemanuals4u

maintenance & service guide

Presario 1400 Series

Model XL240, XL241, XL242, XL244, XL245, XL246, XL247, XL250, XL340, XL341, XL342, XL343, XL344, XL345, XL346, XL350, XL352, XL355, and XL356

Before You Begin

Notice

The information in this guide is subject to change without notice.

COMPAQ COMPUTER CORPORATION SHALL NOT BE LIABLE FOR TECHNICAL OR EDITORIAL ERRORS OR OMISSIONS CONTAINED HEREIN, NOR FOR INCIDENTAL OR CONSEQUENTIAL DAMAGES RESULTING FROM THE FURNISHING, PERFORMANCE, OR USE OF THIS MATERIAL.

This guide contains information protected by copyright. No part of this guide may be photocopied or reproduced in any form without prior written consent from Compaq Computer Corporation.

©2000 Compaq Computer Corporation.

All rights reserved. Printed in the U.S.A.

Compaq, Presario 1400 Series, Registered U. S. Patent and Trademark Office.

Microsoft, MS-DOS, and Windows are registered trademarks of Microsoft Corporation. Windows 98 and Windows 2000 are trademarks of Microsoft Corporation.

The software described in this guide is furnished under a license agreement or nondisclosure agreement. The software may be used or copied only in accordance with the terms of the agreement.

Product names mentioned herein may be trademarks and/or registered trademarks of their respective companies.

Maintenance and Service Guide

Compaq Presario 1400 Series Portable Notebook

First Edition (May 2000)

Compaq Computer Corporation

1.800.AT.COMPAQ

maintenance & service guide

Presario 1400 Series

Model XL240, XL241, XL242, XL244, XL245, XL246, XL247, XL250, XL340, XL341, XL342, XL343, XL344, XL345, XL346, XL350, XL352, XL355, and XL356


Preface


The Maintenance and Service Guide is a troubleshooting guide that can be used as a reference when servicing the Compaq Presario 1400 Series Portable Notebooks.

Compaq Computer Corporation reserves the right to make changes to Compaq Presario 1400 Series Portable Notebooks without notice.

Symbols

The following words and symbols alert you to special messages throughout this guide.


 **WARNING:** Text set off in this manner indicates that failure to follow the directions in the Warning could result in bodily harm or loss of life.

 **CAUTION:** Text set off in this manner indicates that failure to follow the directions in the Caution could result in damage to equipment or loss of data.

Important: Text set off in this manner presents clarifying information or extra or specific instructions.

Note: Text set off in this manner presents commentary or interesting points of information.

Technician Notes

 **WARNING:** Only authorized technicians trained by Compaq should repair this equipment. All troubleshooting and repair procedures are detailed to allow only subassembly/module-level repair. Because of the complexity of the individual boards and subassemblies, the user should not attempt to make repairs at the component level or modifications to any printed circuit board. Improper repairs can create a safety hazard. Any indications of component replacement or printed circuit board modifications may void any otherwise valid warranty.

Serial Number

When requesting information or ordering spare parts, Compaq will need the Notebook's serial number. The [Serial Number](#) is located on the underside of the Notebook.



maintenance & service guide

Presario 1400 Series

Model XL240, XL241, XL242, XL244, XL245, XL246, XL247, XL250, XL340, XL341, XL342, XL343, XL344, XL345, XL346, XL350, XL352, XL355, and XL356

Locating Additional Information

The following documentation is available to support this product:

- Compaq Presario 1400 Series Portable Notebook documentation set
- *Introducing Windows 98 Guide*
- *Introducing Windows 2000 Guide*
- Servicing Training Guides
- Compaq Service Advisories and Bulletins