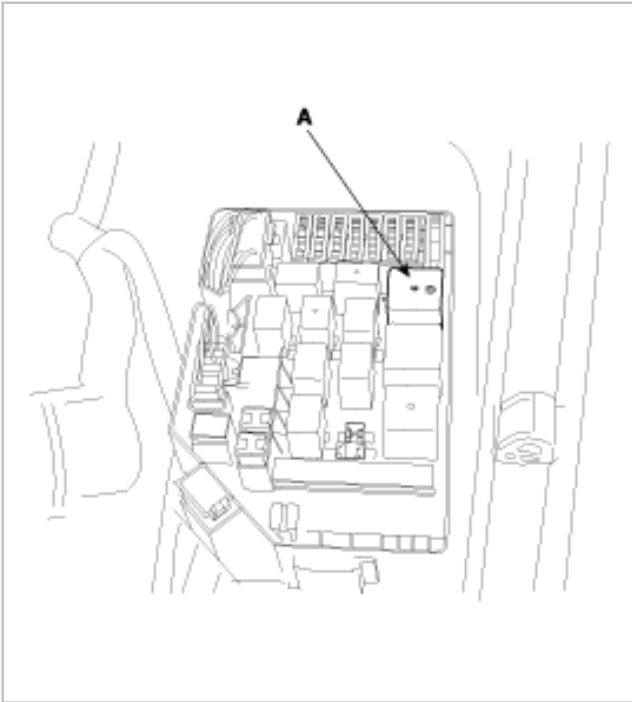


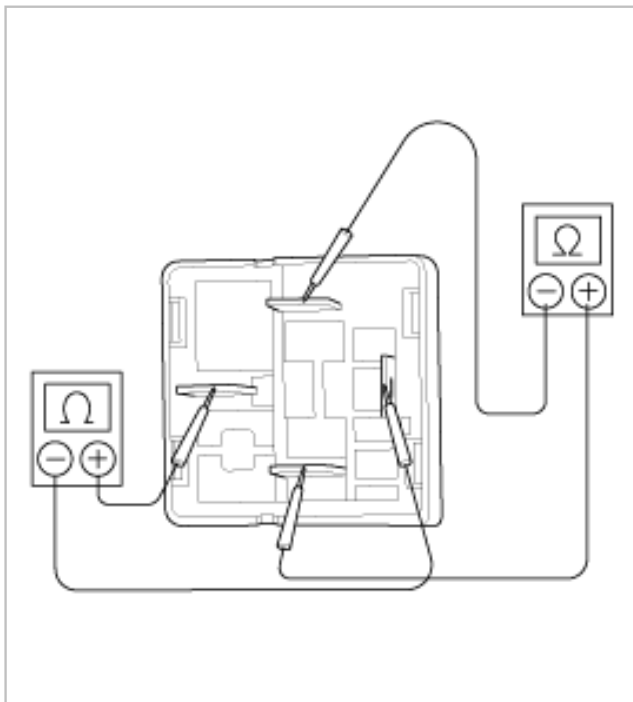


INSPECTION

1. Remove the fuse box cover.
2. Remove the starter relay.



3. Inspect the relay continuity.
 - A. Using an ohmmeter, check that there is continuity between terminals 2 and 4.
If there is no continuity, replace the relay.
 - B. Check that there is no continuity between terminals 1 and 5.
If there is continuity, replace the relay.

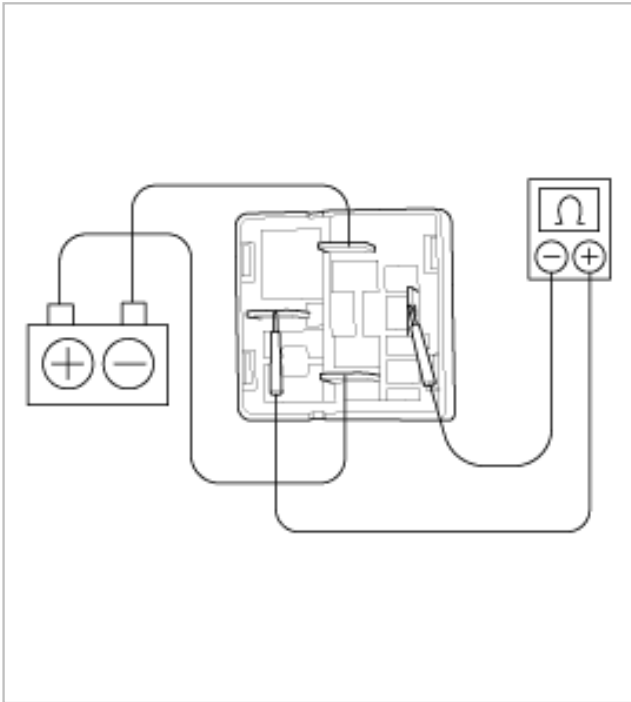


4. Inspect the relay operation.

A. Apply battery positive voltage across terminals 2 and 4.

B. Using an ohmmeter, check that there is continuity between terminals 1 and 5.

If there is no continuity, replace the relay.



5. Install the starter relay.

6. Install the fuse box cover.